

**Holding of specified securities**  
**Annexure - I**

|  |                                  |
|--|----------------------------------|
| 1. Name of Listed Entity :   | <b>Triochem Products Limited</b> |
| 2. Scrip Code/Name of Scrip/Class of Security :  | <b>512101 / Equity</b>           |
| 3. Share Holding Pattern Filed under: Reg. 31(1)(a)/Reg. 31(1)(b)/Reg.31(1)(c)   | <b>Regulation 31 (1) (b)</b>     |
| a. If under 31(1)(b) then indicate the report for Quarter ending   | <b>30-06-2022</b>                |
| b. If under 31(1)(c) then indicate date of allotment/extinguishment :  |                                  |
| 4. Declaration: The Listed entity is required to submit the following declaration to the extent of submission of information:-   |                                  |
| <b>Particulars</b>   | <b>Yes*/No*</b>                  |
| 1 Whether the Listed Entity has issued any partly paid up shares?  | No                               |
| 2 Whether the Listed Entity has issued any Convertible Securities?   | No                               |
| 3 Whether the Listed Entity has issued any Warrants?   | No                               |
| 4 Whether the Listed Entity has any shares against which depository receipts are issued?   | No                               |
| 5 Whether the Listed Entity has any shares in locked-in?   | No                               |
| 6 Whether any shares held by promoters are pledge or otherwise encumbered?   | No                               |
| 7. Whether company has equity shares with differential voting rights?  | No                               |
| 8. Whether the listed entity has any significant beneficial owner?   | Yes                              |
| 9. Whether the listed entity is Public Sector Undertaking (PSU)?   | No                               |
| <p>* If the Listed Entity selects the option 'No' for the questions above, the columns for the partly paid up shares, Outstanding Convertible Securities/Warrants, depository receipts, locked-in shares, No of shares pledged or otherwise encumbered by promoters, as applicable, shall not be displayed at the time of dissemination on the Stock Exchange website. Also wherever there is 'No' declared by Listed Entity in above table the values will be considered as 'Zero' by default on submission of the format of holding of specified securities.</p> |                                  |



Name of the Company : Triochem Products Limited  
Script Code : Equity  
As on : 30/06/2022

Table I - Summary Statement holding of specified securities

| Category<br>(I) | Category of shareholder<br>(II) | Nos. of shareholders<br>(III) | No. of fully<br>paid up equity<br>shares held<br>(IV) | No. of Partly<br>paid-up equity<br>shares held<br>(V) | No. of shares<br>underlying<br>Depository<br>Receipts<br>(VI) | Total nos.<br>shares held<br>(VII) =<br>(IV)+(V)+ (VI) | Shareholding as a % of<br>total no. of shares<br>(calculated as per<br>SCRR, 1957)<br>(VIII)<br>As a % of (A+B+C2) | Number of Voting Rights held in each class of<br>securities<br>(IX) |               |       |                                      | No. of Shares<br>Underlying<br>Outstanding<br>convertible<br>securities<br>(including<br>Warrants)<br>(X) | Shareholding , as<br>a % assuming<br>full conversion of<br>convertible<br>securities ( as a<br>percentage of<br>diluted share<br>capital)<br>(XI)= (VII)+(X)<br>As a % of<br>(A+B+C2) | Number of<br>Locked in shares<br>(XII) |   | Number of<br>Shares pledged or<br>otherwise<br>encumbered<br>(XIII) |  | Number of<br>equity shares<br>held in<br>dematerialized<br>form<br>(XIV) |
|-----------------|---------------------------------|-------------------------------|---|---|---|--|--|---|---------------|-------|--------------------------------------|---|---|--|---|---|--|--|
|                 |                                 |                               |   |   |   |  |  | No of Voting Rights   |               |       | Total<br>as a %<br>of<br>(A+B+<br>C) |   |   | No.<br>(a)                             | As a %<br>of total<br>Shares<br>held<br>(b) | No.<br>(a)  | As a<br>% of<br>total<br>Shares<br>held<br>(b) |  |
|                 |                                 |                               |   |   |   |  |  | Class eg:X  | Class<br>eg:Y | Total |                                      |   |   |  |   |   |  |  |
| (A)             | Promoter & Promoter Group       | 5                             | 168190  |   |   | 168190   | 68.65  | 168190  |               |       | 168190                               | 68.65   |   | 68.65                                  |   |   |  | 168190   |
| (B)             | Public                          | 50                            | 76810   |   |   | 76810  | 31.35  | 76810   |               |       | 76810                                | 31.35   |   | 31.35                                  |   |   |  | 61710  |
| (C)             | Non Promoter- Non Public        |                               |   |   |   |  |  |   |               |       |                                      |   |   |  |   |   |  |  |
| (C1)            | Shares underlying DRs           |                               |   |   |   |  |  |   |               |       |                                      |   |   |  |   |   |  |  |
| (C2)            | Shares held by Employee Trusts  |                               |   |   |   |  |  |   |               |       |                                      |   |   |  |   |   |  |  |
|                 | Total                           | 55                            | 245000  |   |   | 245000   | 100  | 245000  |               |       | 245000                               | 100   |   | 100                                    |   |   |  | 229900   |
|                 |                                 |                               |   |   |   |  |  |   |               |       |                                      |   |   |  |   |   |  |  |





Table II - Statement showing shareholding pattern of the Promoter and Promoter Group

|   | Category & Name of the Shareholders (I)                    | PAN (II)     | No. of shareholder (III) | No. of fully paid up equity shares held (IV) | Partly paid-up equity shares held (V) | Nos. of shares underlying Depository Receipts (VI) | Total nos. shares held (VII = IV+V+VI) | Shareholding % calculated as per SCRR, 1957 As a % of (A+B+C2) (VIII) | Number of Voting Rights held in each class of securities (IX) |        |        |                                     | No. of Shares Underlying Outstanding convertible securities (including Warrants) (X) | Shareholding , as a % assuming full conversion of convertible securities ( as a percentage of diluted share capital) (XI) = (VII)+(X) as a % of A+B+C2 | Number of Locked in shares (XII) |                                 | Number of Shares pledged or otherwise encumbered (XIII) |                                 | Number of equity shares held in dematerialized form (XIV) |
|---|--|--------------|--------------------------|--|---------------------------------------|--|--|---|---|--------|--------|-------------------------------------|--|--|----------------------------------|---------------------------------|---|---------------------------------|---|
|   |  |              |                          |  |                                       |  |  |   | No of Voting Rights   |        |        | Total as a % of Total Voting rights |  |  | No. (a)                          | As a % of total Shares held (b) | No. (a)   | As a % of total shares held (b) |   |
|   |  |              |                          |  |                                       |  |  |   | Class X   | ClassY | Total  |                                     |  |  |                                  |                                 |   |                                 |   |
| -1  | Indian   |              |                          | 0  | 0                                     |  | 0                                      |   | 0   |        | 0      |                                     |  |  |                                  |                                 |   |                                 |   |
| (a)   | Individuals/Hindu undivided Family                         |              | 5                        | 168190                                       | 0                                     |  | 168190                                 | 68.65   | 168190  |        | 168190 | 68.65                               |  | 68.65  |                                  |                                 |   | 168190                          |   |
|   | RAMU MAHABIRPRASAD DEORA HUF                               | AAEHD259 5K  | 1                        | 27420  | 0                                     |  | 27420                                  | 11.19   | 27420   |        | 27420  | 11.19                               |  | 11.19  |                                  |                                 |   | 27420                           |   |
|   | RAJIV RAMU DEORA   | ADXPDP092 7B | 1                        | 34270  | 0                                     |  | 34270                                  | 13.99   | 34270   |        | 34270  | 13.99                               |  | 13.99  |                                  |                                 |   | 34270                           |   |
|   | RAMU SITARAM DEORA   | AAMPDP214 1H | 1                        | 34500  | 0                                     |  | 34500                                  | 14.08   | 34500   |        | 34500  | 14.08                               |  | 14.08  |                                  |                                 |   | 34500                           |   |
|   | GRACE R DEORA  | AHHPDP203 5Q | 1                        | 36000  | 0                                     |  | 36000                                  | 14.69   | 36000   |        | 36000  | 14.69                               |  | 14.69  |                                  |                                 |   | 36000                           |   |
|   | RAJESH RAMU DEORA  | ADXPDP092 8Q | 1                        | 36000  | 0                                     |  | 36000                                  | 14.69   | 36000   |        | 36000  | 14.69                               |  | 14.69  |                                  |                                 |   | 36000                           |   |
| (b)   | Central Government/ State Government(s)                    |              |                          | 0  | 0                                     |  | 0                                      |   | 0   |        | 0      |                                     |  |  |                                  |                                 |   |                                 |   |
| (c)   | Financial Institutions/ Banks                              |              |                          | 0  | 0                                     |  | 0                                      |   | 0   |        | 0      |                                     |  |  |                                  |                                 |   |                                 |   |
| (d)   | Any Other (specify)  |              |                          | 0  | 0                                     |  | 0                                      |   | 0   |        | 0      |                                     |  |  |                                  |                                 |   |                                 |   |
| Sub-Total (A)(1)  |  |              | 5                        | 168190                                       | 0                                     |  | 168190                                 | 68.65   | 168190  |        | 168190 | 68.65                               |  | 68.65  |                                  |                                 |   | 168190                          |   |
| -2  | Foreign  |              |                          | 0  | 0                                     |  | 0                                      |   | 0   |        | 0      |                                     |  |  |                                  |                                 |   |                                 |   |
| (a)   | Individuals (NonResident Individuals/ Foreign Individuals) |              |                          | 0  | 0                                     |  | 0                                      |   | 0   |        | 0      |                                     |  |  |                                  |                                 |   |                                 |   |
| (b)   | Government   |              |                          | 0  | 0                                     |  | 0                                      |   | 0   |        | 0      |                                     |  |  |                                  |                                 |   |                                 |   |
| (c)   | Institutions   |              |                          | 0  | 0                                     |  | 0                                      |   | 0   |        | 0      |                                     |  |  |                                  |                                 |   |                                 |   |
| (d)   | Foreign Portfolio Investor                                 |              |                          | 0  | 0                                     |  | 0                                      |   | 0   |        | 0      |                                     |  |  |                                  |                                 |   |                                 |   |
| (e)   | Any Other (specify)  |              |                          | 0  | 0                                     |  | 0                                      |   | 0   |        | 0      |                                     |  |  |                                  |                                 |   |                                 |   |
| Sub-Total (A)(2)  |  |              |                          | 0  | 0                                     |  | 0                                      |   | 0   |        | 0      |                                     |  |  |                                  |                                 |   |                                 |   |
| Total Shareholding of Promoter and Promoter Group (A)=(A)(1)+(A)(2) |  |              | 5                        | 168190                                       | 0                                     |  | 168190                                 | 68.65   | 168190  |        | 168190 | 68.65                               |  | 68.65  |                                  |                                 |   | 168190                          |   |

Details of Shares which remain unclaimed may be given here along with details such as number of shareholders, outstanding shares held in demat/unclaimed suspense account, voting rights which are frozen etc. Note: (1) PAN would not be displayed on website of Stock Exchange(s). (2) The term Encumbrance has the same meaning as assigned under regulation 28(3) of SEBI (Substantial Acquisition of Shares and Takeovers) Regulations, 2011.






Table III - Statement showing shareholding pattern of the Public shareholder

|  | Category & Name of the Shareholders<br>(I)   | PAN<br>(II) | No. of<br>shareholder<br>(III) | No. of fully paid<br>up equity<br>shares held<br>(IV) | Partly<br>paid-up<br>equity<br>shares<br>held<br>(V) | Nos. of<br>shares<br>underlyi<br>ng<br>Deposito<br>ry<br>Receipts<br>(VI) | Total nos.<br>shares held<br>(VII =<br>IV+V+VI) | Sharehol<br>ding %<br>calculate<br>d as per<br>SCRR,<br>1957<br>As a %<br>of<br>(A+B+C<br>2)<br>(VIII) | Number of Voting Rights held in each class of<br>securities<br>(IX) |         |       |   | No. of Shares<br>Underlying<br>Outstanding<br>convertible<br>securities<br>(including<br>Warrants)<br>(X) | Shareholding<br>, as a %<br>assuming full<br>conversion of<br>convertible<br>securities ( as<br>a percentage<br>of diluted<br>share capital)<br>(XI) =<br>(VII)+(X) as a<br>% of<br>A+B+C2 | Number of Locked<br>in shares<br>(XII) |  | Number of Shares<br>pledged or otherwise<br>encumbered<br>(XIII) |   | Number of<br>equity shares<br>held in<br>dematerialized<br>form<br>(XIV) |
|--|--|-------------|--------------------------------|---|--|---|---|--|---|---------|-------|---|---|--|--|--|--|---|--|
|  |  |             |                                |   |  |   |   |  | No of Voting Rights   |         |       | Total as<br>a % of<br>Total<br>Voting<br>rights |   |  | No.<br>(a)                             | As a<br>% of<br>total<br>Shares<br>held<br>(b) | No.<br>(a)   | As a %<br>of total<br>shares<br>held<br>(b) |  |
|  |  |             |                                |   |  |   |   |  | Class X   | Class Y | Total |   |   |  |  |  |  |   |  |
| -1   | Institutions   |             |                                | 0   | 0  |   | 0   |  | 0   |         | 0     |   |   |  |  |  |  |   |  |
| (a)  | Mutual Funds   |             |                                | 0   | 0  |   | 0   |  | 0   |         | 0     |   |   |  |  |  |  |   |  |
| (b)  | Venture Capital Funds  |             |                                | 0   | 0  |   | 0   |  | 0   |         | 0     |   |   |  |  |  |  |   |  |
| (c)  | Alternate Investment Funds   |             |                                | 0   | 0  |   | 0   |  | 0   |         | 0     |   |   |  |  |  |  |   |  |
| (d)  | Foreign Venture Capital Investors  |             |                                | 0   | 0  |   | 0   |  | 0   |         | 0     |   |   |  |  |  |  |   |  |
| (e)  | Foreign Portfolio Investors  |             |                                | 0   | 0  |   | 0   |  | 0   |         | 0     |   |   |  |  |  |  |   |  |
| (f)  | Financial Institutions/ Banks  |             |                                | 0   | 0  |   | 0   |  | 0   |         | 0     |   |   |  |  |  |  |   |  |
| (g)  | Insurance Companies  |             |                                | 0   | 0  |   | 0   |  | 0   |         | 0     |   |   |  |  |  |  |   |  |
| (h)  | Provident Funds/ Pension Funds   |             |                                | 0   | 0  |   | 0   |  | 0   |         | 0     |   |   |  |  |  |  |   |  |
| (i)  | Any Other (specify)  |             |                                | 0   | 0  |   | 0   |  | 0   |         | 0     |   |   |  |  |  |  |   |  |
| Sub-Total (B)(1)   |  |             |                                | 0   | 0  |   | 0   |  | 0   |         | 0     |   |   |  |  |  |  |   |  |
| -2   | Central Government/ State<br>Government(s)/ President of India   |             |                                | 0   | 0  |   | 0   |  | 0   |         | 0     |   |   |  |  |  |  |   |  |
| Sub-Total (B)(2)   |  |             |                                | 0   | 0  |   | 0   |  | 0   |         | 0     |   |   |  |  |  |  |   |  |
| -3   | Non-institutions   |             |                                | 0   | 0  |   | 0   |  | 0   |         | 0     |   |   |  |  |  |  |   |  |
| (a(ii))  | Individuals -<br>i. Individual shareholders holding<br>nominal share capital up to Rs. 2 lakhs.            |             | 44                             | 38060   | 0  |   | 38060   | 15.53  | 38060   |         | 38060 | 15.53   |   | 15.53  |  |  |  | 23710                                       |  |
|  | SAVITRI NARESHCHANDRA JAIN   |             | 1                              | 2500  | 0  |   | 2500  | 1.02   | 2500  |         | 2500  | 1.02  |   | 1.02   |  |  |  | 0   |  |
|  | SNEHPRABHA AGARWAL   |             | 1                              | 2500  | 0  |   | 2500  | 1.02   | 2500  |         | 2500  | 1.02  |   | 1.02   |  |  |  | 0   |  |
|  | VIMLA S SHARMA   | AGEPS0144B  | 1                              | 2500  | 0  |   | 2500  | 1.02   | 2500  |         | 2500  | 1.02  |   | 1.02   |  |  |  | 0   |  |
|  | RAJKUMAR SHRINIWAS BAJORIA   | AHSPB6507E  | 1                              | 7200  | 0  |   | 7200  | 2.94   | 7200  |         | 7200  | 2.94  |   | 2.94   |  |  |  | 7200  |  |
|  | RAMESH RAJARAM PATIL   | ANAPP8647H  | 1                              | 12000   | 0  |   | 12000   | 4.9  | 12000   |         | 12000 | 4.9   |   | 4.9  |  |  |  | 12000                                       |  |
| (a(iii))   | Individuals -<br>ii. Individual shareholders holding<br>nominal share capital in excess of Rs. 2<br>lakhs. |             |                                | 0   | 0  |   | 0   |  | 0   |         | 0     |   |   |  |  |  |  |   |  |
| (b)  | NBFCs registered with RBI  |             |                                | 0   | 0  |   | 0   |  | 0   |         | 0     |   |   |  |  |  |  |   |  |
| (c)  | Employee Trusts  |             |                                | 0   | 0  |   | 0   |  | 0   |         | 0     |   |   |  |  |  |  |   |  |
| (d)  | Overseas Depositories (holding DRs)<br>(balancing figure)  |             |                                | 0   | 0  |   | 0   |  | 0   |         | 0     |   |   |  |  |  |  |   |  |
| (e)  | Any Other (specify)  |             | 6                              | 38750   | 0  |   | 38750   | 15.82  | 38750   |         | 38750 | 15.82   |   | 15.82  |  |  |  | 38000                                       |  |
|  | HUF  |             | 2                              | 2500  | 0  |   | 2500  | 1.02   | 2500  |         | 2500  | 1.02  |   | 1.02   |  |  |  | 2000  |  |
|  | AMBERNATH PLASTO PACKAGING<br>PRIVATE LIMITED  | AAACA4406H  | 1                              | 12000   | 0  |   | 12000   | 4.9  | 12000   |         | 12000 | 4.9   |   | 4.9  |  |  |  | 12000                                       |  |
|  | G AMPHRAY PHARMACEUTICALS<br>PRIVATE LIMITED   | AAACG1302N  | 1                              | 12000   | 0  |   | 12000   | 4.9  | 12000   |         | 12000 | 4.9   |   | 4.9  |  |  |  | 12000                                       |  |
|  | TRIOCHEM LABORATORIES<br>PRIVATE LIMITED   | AAACT1856C  | 1                              | 12000   | 0  |   | 12000   | 4.9  | 12000   |         | 12000 | 4.9   |   | 4.9  |  |  |  | 12000                                       |  |
|  | Bodies Corporate   |             | 4                              | 36250   | 0  |   | 36250   | 14.8   | 36250   |         | 36250 | 14.8  |   | 14.8   |  |  |  | 36000                                       |  |
| Sub-Total (B)(3)   |  |             | 50                             | 76810   | 0  |   | 76810   | 31.35  | 76810   |         | 76810 | 31.35   |   | 31.35  |  |  |  | 61710                                       |  |
| Total Public<br>Shareholding<br>(B)=(B)(1)+(B)(2)+(B)(3) |  |             | 50                             | 76810   | 0  |   | 76810   | 31.35  | 76810   |         | 76810 | 31.35   |   | 31.35  |  |  |  | 61710                                       |  |

Details of the shareholders acting as persons in Concert including their Shareholding (No. and %): Details of Shares which remain unclaimed may be given hear along with details such as number of shareholders, outstanding shares held in demat/unclaimed suspense account, voting rights which are frozen etc. Note: (1) PAN would not be displayed on website of Stock Exchange(s). (2) The above format needs to be disclosed along with the name of following persons: Institutions/Non Institutions holding more than 1% of total number of shares. (3) W.r.t. the information pertaining to Depository Receipts, the same may be disclosed in the respective columns to the extent information available and the balance to be disclosed as held by custodian.







Table IV - Statement showing shareholding pattern of the Non Promoter- Non Public shareholder

|  | Category & Name of the Shareholders (I)  | No. of shareholder (III) | No. of fully paid up equity shares held (IV) | Partly paid-up equity shares held (V) | Nos. of shares underlying Depository Receipts (VI) | Total nos. shares held (VII = IV+V+VI) | Shareholding % calculated as per SCRR, 1957 As a % of (A+B+C2) (VIII) | Number of Voting Rights held in each class of securities (IX) |         |       |                                     | No. of Shares Underlying Outstanding convertible securities (including Warrants) (X) | Shareholding , as a % assuming full conversion of convertible securities ( as a percentage of diluted share capital) (XI) = (VII)+(X) as a % of A+B+C2 | Number of Locked in shares (XII) |                                 | Number of Shares pledged or otherwise encumbered |                                 | Number of equity shares held in dematerialized form (XIV) |
|--|--|--------------------------|--|---------------------------------------|--|--|---|---|---------|-------|-------------------------------------|--|--|----------------------------------|---------------------------------|--|---------------------------------|---|
|  |  |                          |  |                                       |  |  |   | No of Voting Rights   |         |       | Total as a % of Total Voting rights |  |  | No. (a)                          | As a % of total Shares held (b) | No. (a)  | As a % of total shares held (b) |   |
|  |  |                          |  |                                       |  |  |   | Class X   | Class Y | Total |                                     |  |  |                                  |                                 |  |                                 |   |
| 1  | Custodian/DR Holder  |                          |  |                                       |  |  |   |   |         |       |                                     |  |  |                                  |                                 |  |                                 |   |
| (a)  | Name of DR Holder (if available)   |                          |  |                                       |  |  |   |   |         |       |                                     |  |  |                                  |                                 |  |                                 |   |
|  | Sub-Total [C](1)   | 0                        | 0  | 0                                     | 0  | 0                                      | 0   | 0   |         | 0     | 0                                   |  | 0  | 0                                | 0                               | 0  | 0                               | 0   |
| 2  | Employee Benefit Trust (under SEBI (Share based Employee Benefit) Regulations, 2014) |                          |  |                                       |  |  |   |   |         |       |                                     |  |  |                                  |                                 |  |                                 |   |
| (a)  | Name (abc...   |                          |  |                                       |  |  |   |   |         |       |                                     |  |  |                                  |                                 |  |                                 |   |
|  | Sub-Total [C](2)   | 0                        | 0  | 0                                     | 0  | 0                                      | 0   | 0   |         | 0     | 0                                   |  | 0  | 0                                | 0                               | 0  | 0                               | 0   |
|  |  |                          |  |                                       |  |  |   |   |         |       |                                     |  |  |                                  |                                 |  |                                 |   |
|  |  |                          |  |                                       |  |  |   |   |         |       |                                     |  |  |                                  |                                 |  |                                 |   |
|  |  |                          |  |                                       |  |  |   |   |         |       |                                     |  |  |                                  |                                 |  |                                 |   |
|  |  |                          |  |                                       |  |  |   |   |         |       |                                     |  |  |                                  |                                 |  |                                 |   |
|  |  |                          |  |                                       |  |  |   |   |         |       |                                     |  |  |                                  |                                 |  |                                 |   |
|  | Total Non-Promoter- Non Public Shareholding (C)=[C](1) +[C](2)                       | 0                        | 0  | 0                                     | 0  | 0                                      | 0   | 0   |         | 0     | 0                                   |  | 0  | 0                                | 0                               | 0  | 0                               | 0   |
| Note (1) PAN would not be displayed on website of Stock Exchange(s).(2) The above format needs to disclose name of all holders holding more than 1% of total number of shares (3) W.r.t. the information pertaining to Depository Receipts, the same may be disclosed in the respective columns to the extent information available, |  |                          |  |                                       |  |  |   |   |         |       |                                     |  |  |                                  |                                 |  |                                 |   |



**Table V - Statement showing of significant beneficial owners (SBOs)**

| Sr. No. | Details of the significant beneficial owners<br>(i) |            |             | Details of the registered owner<br>(ii) |            |             | Details of holding/ exercise of<br>right of the SBO in the reporting<br>company, whether direct or<br>indirect :<br>(iii) |  | Date of creation<br>/ acquisition of<br>significant<br>beneficial<br>interest<br>(iv) |
|---------|---|------------|-------------|---|------------|-------------|---|--|---|
|         | Name  | PAN        | Nationality | Name                                    | PAN        | Nationality | Number<br>of Shares   | Shareholding as a % of<br>total no of shares (calculated as per<br>SCRR, 1957 As as %<br>of (A+B+C2) |   |
| 1       | Ramu Sitaram Deora                                  | AAMPD2141H | Indian      | Ramu Mahabirprasad<br>Deora HUF         | AAEHD2595K | Indian      | 27420   | 11.19  | 08-02-2019  |
|         |   |            |             |   |            |             |   |  |   |
|         |   |            |             |   |            |             |   |  |   |
|         |   |            |             |   |            |             |   |  |   |





## TRIOCHEM PRODUCTS LIMITED

Registered Office: 4th Floor, Sambava Chambers, Sir. P. M. Road, Fort,  
Mumbai, Maharashtra, PIN: 400001.

Telephone: 00 91 (22) 2266 3150 Fax: 00 91 (22) 2202 4657

E-mail: info@amphray.com; Website: www.triochemproducts.com

Corporate Identity Number: L24249MH1972PLC015544



Report dated 02-07-2022

### List of shareholders as on 30-06-2022

| Sr No | Ref-DPClientID   | Holding | Holding % | NAME OF THE HOLDER                        |
|-------|------------------|---------|-----------|---|
| 1     | 000013           | 500     | 0.2041%   | ASHOK R DAGA                              |
| 2     | 000014           | 2,500   | 1.0204%   | VIMLA S SHARMA                            |
| 3     | 000025           | 500     | 0.2041%   | VINOD C KOTIAN                            |
| 4     | 000058           | 50      | 0.0204%   | A ANAND KRISHNAN                          |
| 5     | 000078           | 50      | 0.0204%   | BHUPENDRA MOHANLAL MODY                   |
| 6     | 000083           | 100     | 0.0408%   | CHANDRASI CHATRABHUJ UDESHI               |
| 7     | 000103           | 100     | 0.0408%   | GULABCHAND SHARDA                         |
| 8     | 000104           | 50      | 0.0204%   | HANUMAN SINGH RAO                         |
| 9     | 000116           | 50      | 0.0204%   | ISHWAR CHATOMAL BIDICHANDANI              |
| 10    | 000121           | 100     | 0.0408%   | JAYABAI CHANDRASI UDESHI                  |
| 11    | 000124           | 100     | 0.0408%   | JAYSINGH RAMDAS                           |
| 12    | 000125           | 200     | 0.0816%   | JAYALAKSHMI IYER                          |
| 13    | 000147           | 100     | 0.0408%   | KUMUDBEN RAMDAS SAMPAT                    |
| 14    | 000193           | 100     | 0.0408%   | P E BHARATHARAJAN                         |
| 15    | 000202           | 150     | 0.0612%   | PRAKASH JAIN                              |
| 16    | 000209           | 50      | 0.0204%   | PURSHOTTAM MARU                           |
| 17    | 000217           | 50      | 0.0204%   | R V PERUMAL DEVAR                         |
| 18    | 000238           | 100     | 0.0408%   | RANJIT HARIDAS UDESHI                     |
| 19    | 000259           | 50      | 0.0204%   | SHAKUNTALA DEVI SHARDA                    |
| 20    | 000263           | 200     | 0.0816%   | SHASHIKALA JAIN                           |
| 21    | 000304           | 100     | 0.0408%   | VARSHA VINAY SURAIYA                      |
| 22    | 000308           | 50      | 0.0204%   | VIJAYALAXMI MARU                          |
| 23    | 000309           | 100     | 0.0408%   | VIJAY SINGH RAMDAS                        |
| 24    | 000321           | 1,700   | 0.6939%   | SULOCHANA DEVI KILLA                      |
| 25    | 000353           | 2,500   | 1.0204%   | SAVITRI NARESHCHANDRA JAIN                |
| 26    | 000355           | 2,500   | 1.0204%   | SNEHPRABHA AGARWAL                        |
| 27    | 000363           | 1,000   | 0.4082%   | RAMAVTAR J SHARDA                         |
| 28    | 000370           | 500     | 0.2041%   | SULEMAN HUSSEIN KHATRI                    |
| 29    | 000372           | 250     | 0.1020%   | FAROOQ SULEMAN KHATRI                     |
| 30    | 000387           | 50      | 0.0204%   | RAKESH KUMAR MALANI                       |
| 31    | 000390           | 500     | 0.2041%   | RAJKUMAR SARAF HUF                        |
| 32    | 000391           | 500     | 0.2041%   | AKASH RAJ SARAF                           |
| 33    | 000393           | 250     | 0.1020%   | CENTBANK FIN & CUSTODIAL SER LTD          |
| 34    | 1201040000049256 | 20      | 0.0082%   | UTSAV UTTAM BAGRI                         |
| 35    | 1201060002253559 | 12,000  | 4.8980%   | G AMPHRAI PHARMACEUTICALS PRIVATE LIMITED |



## TRIOCHEM PRODUCTS LIMITED

Registered Office: 4th Floor, Sambava Chambers, Sir. P. M. Road, Fort,  
Mumbai, Maharashtra, PIN: 400001.

Telephone: 00 91 (22) 2266 3150 Fax: 00 91 (22) 2202 4657

E-mail: info@amphray.com; Website: www.triochemproducts.com

Corporate Identity Number: L24249MH1972PLC015544



Report dated 02-07-2022

| List of shareholders as on 30-06-2022 |                  |          |           |                                       |
|---------------------------------------|------------------|----------|-----------|---------------------------------------|
| Sr No                                 | Ref-DPClientID   | Holding  | Holding % | NAME OF THE HOLDER                    |
| 36                                    | 1201060002253597 | 12,000   | 4.8980%   | TRIOCHEM LABORATORIES PRIVATE LIMITED |
| 37                                    | 1201060002253618 | 12,000   | 4.8980%   | AMBERNATH PLASTO PACKAGING PRIVATE    |
| 38                                    | 1201060002316209 | 12,000   | 4.8980%   | RAMESH RAJARAM PATIL                  |
| 39                                    | 1201060002316213 | 1,800    | 0.7347%   | VERMA SHYAM SUNDER                    |
| 40                                    | 1201060002399958 | 27,420   | 11.1918%  | RAMU MAHABIRPRASAD DEORA HUF          |
| 41                                    | 1201120000096421 | 10       | 0.0041%   | CHHAYA MEHUL SHAH                     |
| 42                                    | 1201370000008131 | 1,200    | 0.4898%   | CHIRAYUSH PRAVIN VAKIL                |
| 43                                    | 1202350000008542 | 100      | 0.0408%   | VIRAL PRAFUL JHAVERI .                |
| 44                                    | 1202650100004440 | 50       | 0.0204%   | SANYUKTA RUNGTA                       |
| 45                                    | 1202650100004455 | 2,000    | 0.8163%   | N L RUNGTA - 'HUF'                    |
| 46                                    | 1202650100054722 | 15       | 0.0061%   | SNEHA GOENKA                          |
| 47                                    | 1204150000073616 | 200      | 0.0816%   | RAJESH MAGANBHAI BHAIWALA .           |
| 48                                    | 1205620000006412 | 1,000    | 0.4082%   | RAVINDRA HARIDAS VED                  |
| 49                                    | 1205820000044162 | 15       | 0.0061%   | POOJA JAITLEY                         |
| 50                                    | 1201060003250173 | 7,200    | 2.9388%   | RAJKUMAR SHRINIWAS BAJORIA            |
| 51                                    | IN30088813100698 | 34,270   | 13.9878%  | RAJIV RAMU DEORA                      |
| 52                                    | IN30088813100702 | 36,000   | 14.6939%  | GRACE R DEORA                         |
| 53                                    | IN30088813100719 | 36,000   | 14.6939%  | RAJESH RAMU DEORA                     |
| 54                                    | IN30088813100727 | 34,500   | 14.0816%  | RAMU SITARAM DEORA                    |
| 55                                    | IN30226911809191 | 100      | 0.0408%   | KIRTI RANJIT UDESHI                   |
| Total                                 |                  | 2,45,000 | 100.0000% |                                       |
| Printed on : 02-07-2022               |                  |          |           |                                       |





**LINK INTIME INDIA PVT. LTD.**

SEBI REG.NO. :INR000004058  
C-101, 247 PARK, L.B.S. MARG,  
VIKROLI (WEST), MUMBAI -400083.  
CIN : U67190MH1999PTC118368  
TEL : 022-49186270 Fax : 022-49186060  
EMAIL : [rnt.helpdesk@linkintime.co.in](mailto:rnt.helpdesk@linkintime.co.in)  
WEB : [www.linkintime.co.in](http://www.linkintime.co.in)



| CERTIFICATE OF CAPITAL STRUCTURE |                           |
|----------------------------------|---------------------------|
| COMPANY NAME                     | Triochem Products Limited |
| PERIOD                           | 30-06-2022                |
| NSDL HOLDING                     | 142870                    |
| CDSL HOLDING                     | 87030                     |
| PHYSICAL HOLDING                 | 15100                     |
| TOTAL                            | 245000                    |

For LINK INTIME INDIA PVT.LTD.

A handwritten signature in black ink, appearing to be 'S. S. S.' or similar.

(AUTHORISED SIGNATORY)